

# Improvement Objectives

## IO2 - Improve outcomes for all learners, particularly those vulnerable to underachievement

### Outcomes


As a local authority our aim is that "every child should have the best start in life, and the opportunity to achieve success as a young person and as an adult" (Council Aspiration No. 3). In achieving this we recognise that small groups of children and young people can face more challenges than others. This plan aims to identify groups of learners that are vulnerable to underachievement academically, and work proactively to remove the barriers to learning to raise their aspirations and increase their opportunities to succeed.

### Why have we chosen this?

Parents and young people have a right to expect the best from the education they receive. As a local authority, we will work with the regional consortia for school improvement and the schools Education Achievement Service (EAS) to ensure that all children and young people have access to high quality education, training and work experience, tailored to meet their needs.

Vulnerability in education can be determined by a number of different factors including deprivation. It can also be determined by whether a child or young person has additional learning needs, or is a Looked after child (LAC).

Data identifies that there is a performance gap between those within these groups and that of the overall population. We have chosen to undertake some intensive work in this area to try and reduce the gap, and ensure that all young people are provided with appropriate opportunities to help them achieve success, both in the classroom and beyond.



A greener place to live, work and visit  
Man gwyrdach i fyw, gweithio ac ymweld



# Improvement Objectives

## **IO2 - Improve outcomes for all learners, particularly those vulnerable to underachievement**

### **2015-16 - 6 Month Progress Summary**

We assessed this objective and judged it to be **partially successful** for the year 2015/16 so far because:

All actions have been initiated but are at an early stage performance data at KS4 has yet to be verified and new targets are due to be set in October 2016.

#### **What have we done well over the last 6 months?**

Tracking and Reporting Identified Vulnerability in Education) system has been developed and utilised to inform all managers in the their work with children and young people.

An education group has been established in order to improve learning opportunities in the St James area. A draft plan has been produced and will be finalised in early November. A family worker has been approved and schools are working closely with other agencies to ensure services are streamlined. EAS have worked closely with schools that strategies to close the gap in performance between those in receipt of free school meals, and those who are not.






Challenge advisers also monitors the plan for the PDG

#### **What areas do we need improve on, and how are we going to do it?**

The work of the multi agency group needs to be embedded and must fit into existing structures in order to avoid duplication and maximise impact. Officers will monitor carefully the implementation of the plan and evaluate actions taken.

The use of STRIVE in schools is being considered as a tool to support them in the identification of vulnerable pupils.

**IO2 - Improve outcomes for all learners, particularly those vulnerable to underachievement****Actions**

Title	Comment	RAG	Overall Status	% Complete
Develop a multi agency strategy to provide improved learning opportunities in the St James area	Draft plan produced due to be finalised in early November.		In Progress	75
Implement strategies to work towards closing the gap in performance between those in receipt of Free School, and those who are not	Strategies identified as part of school improvement. PLASC data due in January.		In Progress	75
Introduce an appropriate assessment for pupils educated in Trinity Fields and LA resource bases Performance Indicators for Value Added Targets Setting (PIVATS)	PIVATS is established in Trinity Fields Schools and Resource Centre and all SRB provisions in Caerphilly.		In Progress	0
Work in partnership with the EAS to ensure that challenging targets are set for all learners, particularly those vulnerable to underachievement	Targets are due to be set by half term. EAS and LA will analyse these and challenge where necessary.		In Progress	75
Work with schools to maximise the benefits of the Pupil Deprivation Grant, to ensure that pupils in receipt of Free School Meals have full access to appropriate learning opportunities	Challenge advisers monitor the plans and expenditure of the PDG which will be evaluated in March 2016		In Progress	75

**IO2 - Improve outcomes for all learners, particularly those vulnerable to underachievement****How much did we do?**

Title	Actual	Target	Intervention	RAG	Result 12 Months Ago	Comment
EDU004 The percentage of pupils assessed at the end of Key Stage 3, in schools maintained by the local authority, achieving the Core Subject Indicator, as determined by Teacher Assessment Copy		83.30	77.60		77.6	AY 2014-15
EDU003 The percentage of pupils assessed at the end of Key Stage 2, in schools maintained by the local authority, achieving the Core Subject Indicator, as determined by Teacher Assessment Copy		87.20	85.80			AY 2014/15
04d % pupils aged 15 who achieved level 2 threshold incl GCSE pass at L2 English or Welsh 1st language and Maths		60.40	50.00		50	AY 2014-15

**How well did we do it?**

Title	Actual	Target	Intervention	RAG	Result 12 Months Ago	Comment
The percentage in receipt of free school meals achieving the Level 2 threshold including GCSE pass at Level 2 in English or Welsh first language and mathematics	25.10					AC Year 14/15 - Provisional results. Final results due end of November 2015.
EDU016b (Termly) Percentage of pupil attendance in secondary schools						
EDU016a (Termly) Percentage of pupil attendance in primary schools						
% in receipt of free school meals achieving the Core Subject Indicator (CSI) at Key Stage 3	75.00					AY 2014 / 2015
% in receipt of free school meals achieving the Core Subject Indicator (CSI) at Key Stage 2	61.00					AY 2014 / 2015

**IO2 - Improve outcomes for all learners, particularly those vulnerable to underachievement****Is anyone better off?**

Title	Actual	Target	Intervention	RAG	Result 12 Months Ago	Comment
04b EDU002ii The percentage of pupils in local authority care, in any local authority maintained school, aged 15 as at the preceding 31 August who leave compulsory education, training or work based learning without an approved external qualification. Copy		0.00	5.00		0	AY 2014-15
05 % of 16 year olds who are not in education, employment or training (NEET) in October (Yr 11)		3.00	3.50		3.50	
04a EDU002i The percentage of pupils (including those in local authority care) in any local authority maintained school, aged 15 as at the preceding 31 August who leave compulsory education, training or work based learning without an approved external qualification	0.00	0.40	0.80	↑	1.0	AY 2014-15. This measure maintains its ranking of first in Wales.